




The next generation of care



dormir
mattress replacement system



Squirrel Medical working in partnership with Renray Healthcare



The Dormir is a **dynamic mattress replacement system**, providing **high levels of care** and comfort with an **ultra-low 12.5cm profile**.

dormir

mattress replacement system

Best possible pressure area care

The introduction of Dormir cell technology with smaller narrower cells delivers excellent pressure relieving properties, greater comfort, reduced surface movement and greater independent user mobility.

No side rail height extensions

Squirrel has re-evaluated mattress design and construction developing a new patented approach to achieve a 12.5cm ultra low profile mattress that ensures compliance with IEC 60601-2-52 without the need for side rail height extensions.

Whisper quiet pump

The Squirrel whisper quiet pump reduces noise significantly and is effectively silent in use.

High /high risk, ultra-low profile, dynamic alternating air mattress replacement system

Key features

- Low profile 12.5cm, no need to use side rail height extensions
- 29 small cell construction for best possible pressure area care
- Whisper quiet pump ensures tranquil bedrooms

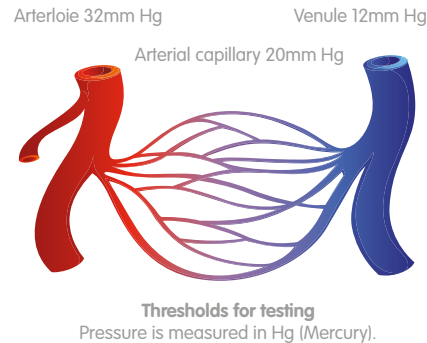
No side rail height extensions needed IEC 60601-2-52: 2010

At 12.5cm deep the Dormir assists with compliance to IEC60601-2-52 requirements for 22cm of side rail height above the mattress surface and **eliminates the need for side rail height extensions.**



What is safe pressure

Pressure in different parts of the circulatory system varies. The accepted threshold for pressure mapping is 32mmHg but pressures as low as 12mmHg can cause problems and it is important to view a mattresses performance over a broader range of pressure thresholds.



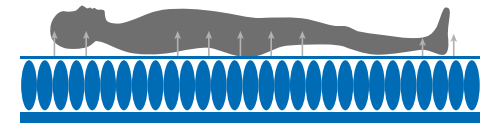

Best possible pressure area care

Conventional alternating mattresses are approx. 25cm deep. The smaller cells and integrated memory foam base layer of the Dormir mattress provides improved support, with reduced shear and friction particularly when the mattress is profiled. The lower profile reduces the “crunching” effect that deeper mattresses can exhibit when profiled and greater independent user mobility.

Pressure mapping

Dormir MRS tested with a 55kg/160cm female subject:

- 99% < 32mmHg,
- 89% < 20mmHg,
- 59% < 12mmHg.



Dormir cell technology.

Comfort

Alternating air mattresses are often too soft for genuine comfort and a high degree of cell movement can cause users to feel nauseous. The low profile cells and foam base layer within the Dormir provides excellent pressure area care. Our new “Whisper Quiet” digital pump is virtually silent, ensuring undisturbed sleep.



Falls reduction

While the prevention and treatment of pressure ulcers is the primary function of dynamic air mattresses, most have the non-intended consequence of increasing the probability of user falls.

The low profile of the Dormir helps reduce falls from bed by providing a “normal” egress height, promoting greater independent mobility, via a “Sit to Stand” procedures and wheel chair transfers.

Removable cover

The Dormir has a removable “Zip-off” top cover manufactured from a soft, two-way stretch, PU material with a protected full length zip, for easy inspection.

The inner surface is a power white colour so any leakage or strike through is clearly visible. The two-way stretch material ensures that pressure peaks due to “hammocking” are eliminated. The tough water-proof, non-slip base encloses and protects the mattress core.



Whisper quiet pump

The pump has a smooth easy to clean case and control panel, which includes easy to understand controls for, therapy modes, 8 stage comfort setting, visible alarms and alarm mute. The pump has two sets of hooks that allow it to be fitted to most bed types.



Electrical profiling beds

Renray manufacture a range of care home beds for all resident and carer needs, including bariatric and wider beds, standard and extra-long beds.

Product data

Length	198cm
Width	88cm
Depth	12.5cm
Number of cells	29
Sub-cell foam	3cm
Max user weight	150kg
Low pressure alarm	✓
Power failure alarm	✓
Comfort settings	8
On/off switch	✓
Mattress weight	9kg
Pump weight	2.5kg

Product codes

Complete system	DOR090200
Mattress only	DOR302
Pump only	PUMP8525



 **squirrel**medical
www.squirrelmedical.co.uk



www.renrayhealthcare.com

Road Five, Winsford Industrial Estate,
Winsford, Cheshire CW7 3RB
Tel: +44 (0) 1606 593456 Fax: +44 (0) 1606 861354
Email: sales@renrayhealthcare.com